



Fred the Frog plays an important role in our Read Write Inc lessons. Fred is only able to speak in sounds, not whole words. We call this **Fred Talk**.

For example, Fred would say 'm-a -t' we would say 'mat'. Fred talk helps children read unfamiliar words by pronouncing each sound in the word one at a time. Children can start blending sounds into words as soon as they know a small group of letters well. During lessons children are taught to hear sounds and blend them together in sequence to make a word. We start with blending oral sounds, then progress to reading the letters and blending them together to read the word.

The following video is an example of blending sounds with Fred.

[https://www.youtube.com/watch?v=dEzfpod5w\\_Q](https://www.youtube.com/watch?v=dEzfpod5w_Q)

### Pure sounds

It is very important we don't add an 'uh' onto the end of sounds eg mmm not muh. The following video is an example of how to say the sounds.

<https://www.youtube.com/watch?v=TkXcabDUg7Q>


### Order of teaching sounds

In Read Write Inc phonics the individual sounds are called '**speed sounds**' – because we want our pupils to read them effortlessly. Set 1 sounds are the initial letter sounds. They are taught in the following order.

#### Set 1 speed sounds

m, a, s, d, t, i, n, p, g, o, c, k, u, b, f, e, l, h, sh, r, j, v, y, w, th, z, ch, qu, x, ng, nk

When writing the letter sounds the children use a picture and a phrase to help form the letters correctly.



e.g. M – maisie, mountain, mountain

### Set 2 speed sounds

ay, ee, igh, ow, oo, oo, ar, or, air, ir, ou, oy

There are the **Set 2 speed sounds** that are made up of two or three letters which represent just one sound, e.g. ay as in play, ee as in tree and igh as in high.

When children learn their Set 2 sounds they will learn: the letters that represent a speed sound e.g. ay, a simple picture prompt linked to the 'speed sound' and a short phrase to say e.g. may I play. We call these 2/3 letter sounds that go together '**special friends**'

Sound	Set 2 Rhyme	Green words (decodable)
ay	ay: may I play	day play say may way spray
ee	ee: what can you see?	See been seen sleep three green
igh	igh: fly high	high might light bright night fright
ow	ow: blow the snow	snow slow know show blow low
oo	oo: poo at the zoo	too zoo food pool moon spoon
oo	oo: look at a book	took shook cook foot look book
ar	ar: start the car	star part hard sharp car start
or	or: shut the door	sort short snort horse sport fork
air	air: that's not fair	fair stair hair air lair chair
ir	ir: whirl and twirl	girl third whirl twirl dirt bird
ou	ou: shout it out	out mouth round found loud shout
oy	oy: toy for a boy	toy boy enjoy

### Set 3 speed sounds

a-e, ea, i-e, o-e, u-e, aw, are, ur, ow, oi, ai, e, oa, ew, er, ire, ear, ure

When learning **Set 3 speed sounds** they will be taught that there are more ways in which the same sounds are written, e.g. ee as in tree and ea as in tea.

Sound	Set 3 Rhyme	Green words (decodable)
a-e	a-e: make a cake	shake make cake name same late date
ea	ea: cup of tea	real please dream seat cream
i-e	i-e: nice smile	hide shine white nice time like smile
o-e	o-e: phone home	hope home phone spoke note broke

u-e	u-e: huge brute	tune use June huge brute
aw	aw: yawn at dawn	saw paw yawn law dawn crawl
are	are: care and share	share dare scare square bare
ur	ur: nurse with a purse	burn turn spurt nurse purse hurt
ow	ow: brown cow	how now down brown town cow
oi	oi: spoil the boy	join coin voice
ai	ai: snail in the rain	snail paid tail paint train rain
e	e: he me she we	he me she we be
oa	oa: goat in a boat	goat boat road throat toast coat
ew	ew: chew the stew	chew new flew blew drew grew
er	er: better letter	never better weather proper corner after
ire	ire: fire fire	fire hire wire bonfire inspire conspire
ear	oar: hear with your ear	hear fear dear near ear
ure	ure: sure it's pure	Pure sure cure picture mixture creature future

### Nonsense words (alien words)



As children build up their knowledge of sounds they are able to apply their decoding skills to any unfamiliar word. During lessons children will practice their decoding skills by sounding out the letters in 'alien words,' eh th/oo/k This is a part of the Phonics Screening Check children complete at the end of Year 1.

The following websites have enjoyable games for your child to play to practice their reading of alien words.

<https://www.phonicsplay.co.uk/resources>

### Spelling with your Fred Fingers

Children are taught to use their fingers to help them write words. The children say the word out loud and break it down into its individual sounds. If a word has 3 sounds children hold up 3 fingers, 4 sounds 4 fingers etc. Children then pinch each finger as they say the sounds needed in the word then they write the letters that represent each sound.





Ruth Miskin the founder of Read Write Inc had compiled a selection of short videos that give lots more information and examples. They are worth watching - click the link below to find out more.

<https://home.oxfordowl.co.uk/reading/reading-schemes-oxford-levels/read-write-inc-phonics-guide/>